



EXPORT APPLIANCES



EXPORT FRIDGES



6ED2FHGXVA **Whirlpool** HOME APPLIANCES

Side by Side Refrigerator

- Frost Free System
- Freezer Door Bins
- Vegetable & Fruit crispers
- Manual Controls
- Humidity Controlled Crisper
- Slide Out Spillguard Tempered Glass
- Snack Drawer
- Satina
- mm: 835 w x 715 d x 1700 h

2



6ED2FHKXVA

Side by Side Refrigerator

- Frost Free System
- Freezer Door Bins
- Vegetable & Fruit Crispers
- Manual Controls
- Humidity Controlled Crisper
- Slide Out Spillguard Tempered Glass
- Snack Drawer
- Satina
- mm: 835 w x 715 d x 1700 h



1000 Sawgrass Corporate Parkway, Suite 452 | Sunrise, FL 33323 | CapitolSupply.com

EXPORT FRIDGES



5ED2FHKXVA

Side by Side Refrigerator

- Accu-Chill Temperature Management System
- Up-Front Independent Temperature Control
- Ez-Vue Humidity Controlled Crisper
- Ez-Vue Temperature Controlled Convertible Vegetables/Meat Drawer
- Adjustable and Slide-Out Spillguard Tempered Glass Shelves
- EZ-STOR Plus Clear and Adjustable Refrigerator Door Bins
- Wire Shelves & Slide-Out Freezer Bin in Freezer Compartment
- Satina Finishing
- mm: 832 w x 858 d x 1696

3



5ED2FHKXVQ

Side by Side Refrigerator

- Ez-Touch Ice and Water Dispenser
- Accu-Chill Temperature Management System
- Up-Front Independent Temperature Control
- Ez-Vue Humidity Controlled Crisper
- Ez-Vue Temperature Controlled Convertible Vegetables/Meat Drawer
- Adjustable and Slide-Out Spillguard Tempered Glass Shelves
- Ez-Stor Plus Clear and Adjustable Refrigerator Door Bins
- Wire Shelves & Slide-Out Freezer Bin
- UltraEase Plus Filtration System with EZ-Change Filter & Indicator Light
- White
- mm: 832 w x 858 d x 1696 h

EXPORT FRIDGES



6ED2FHKXVQ



Side by Side Refrigerator

- Frost Free System
- Freezer Door Bins
- Vegetable & Fruit Crispers
- Manual Controls
- Humidity Controlled Crisper
- Slide Out Spillguard Tempered Glass
- Snack Drawer
- Energy Star Rating: 2
- White
- mm: 835 w x 715 d x 1700 h

4



6GD25DCXHS

25 cu. ft. Side by Side Refrigerator

- 220 v/50 Hz
- In-Door-Ice® Ice Dispensing System
- Contour Door Design, Accu-Chill™ Temperature Management System
- Water Filtration System, Slide-Out SpillGuard™ Glass Shelves
- Dual Action Flip-Up Shelf, EZ-View™ Humidity-Controlled Crisper
- EZ-View™ Temperature-Controlled Meat Pan, EZ-View™ Snack Bin, EZ-Stor™ Plus Adjustable Clear Gallon Door Bins
- Wine Rack, Clear Egg Bin Load Lock™ Door Bin Divider
- 2 Freezer Baskets, Dual Action Flip-Up Freezer Shelf, EZ-Grip Handles
- Stainless Steel
- mm: 912 w x 912 d x 1781 h



1000 Sawgrass Corporate Parkway, Suite 452 | Sunrise, FL 33323 | CapitolSupply.com

EXPORT FRIDGES




MSS20FSSI3



Side by Side Refrigerator

- 220-240 v/50 Hz
- In Door Ice Dispenser. Ice Cubes Or Crushed Ice Dispensed On Demand
- LCD Display and Integrated Ice & Water Dispenser
- Mini Multi-Flow in Fridge & Freezer
- Internal Water Filter
- 4 Glass Shelves
- 2 Separate Full Width Crisper Drawers
- Dairy Compartment, Egg Tray
- 4 Door Balconies
- 4 Freezer Shelves and 2 Freezer Drawers
- Freezing Capacity in 24 hours of 12 Kg
- Energy Efficiency Rating: A+
- Stainless Steel
- mm: 911 w x 704 d x 1772 h

5



SOV028TB

French Door

- 220-240 v/50 Hz
- Electronic Control System
- Automatic Defrost
- Humidity Controlled Crisper Drawer
- Anti-Bacterial Protection
- Chef's Pantry
- Interior Lighting
- Frost Free System
- Energy Efficiency: A
- Stainless Steel
- mm: 915 w x 675 d x 1796 h

EXPORT FRIDGES



5GR2SHKXLQ

22" Top Mount Refrigerator

- 220-240 v/50-60 Hz
- Energy Star® Qualified
- Accu-Chill™ Temperature
- Slide-Out SpillGuard™ Glass Shelves
- EZ-View™ Plus Humidity-Controlled Crispers
- EZ-View™ Meat Pan
- EZ-Stor™ Plus Clear Gallon Door Bins
- Flexi-Slide™ Utility Bin Flexi-Glide™ Pull-Out Freezer Floor
- Dual Up-Front temperature Control Knobs
- Reversible Door Swing
- White



6



5GR2SHKXLS

22" Top Mount Refrigerator

- 220-240 v/50-60 Hz
- Energy Star® Qualified
- Accu-Chill™ Temperature
- Slide-Out SpillGuard™ Glass Shelves
- EZ-View™ Plus Humidity-Controlled Crispers
- EZ-View™ Meat Pan
- EZ-Stor™ Plus Clear Gallon Door Bins
- Flexi-Slide™ Utility Bin Flexi-Glide™ Pull-Out Freezer Floor
- Dual Up-Front Temperature Control Knobs
- Reversible Door Swing
- Stainless Steel



EXPORT FRIDGES



7

5VET0WPKLQ

18" Top Mount Refrigerator

- 220-240 v/50 Hz
- Frost Free
- Accu-Chill™ Temperature Management System
- Adjustable DuraWhite™ Wire Shelves
- EZ-View™ Crispers
- EZ-View™ Meat Pan
- Fixed Gallon Door Storage
- Flip-Up Refrigerator Door Shelf
- Optional Ice Magic® Automatic Ice Maker
- Up-Front Temperature Control Knobs, Reversible Door Swing
- White
- mm: 711 w x 790 d x 1580 h

EXPORT FRIDGES



8



ARC2343

Top Mount Refrigerator

- Total Volume: 220 Liter
- 220-240v/50 Hz
- UK Plug
- 3 Adjustable Glass Shelves
- Reversible Door Hinge
- White
- mm: 550 w x 580 d x 1440 h



ARC4100

Top Mount Refrigerator

- Total Volume: 370 Liter
- 3 Adjustable Glass Shelves
- Frost Free
- Energy Efficiency: A
- White
- mm: 600 w x 660 d x 1690 h



1000 Sawgrass Corporate Parkway, Suite 452 | Sunrise, FL 33323 | CapitolSupply.com

EXPORT FRIDGES



WM1624 A + W

Tall Refrigerator

- 220-240 v/50 Hz
- Energy Rating: A
- 4 Door Balconies
- Crisper Drawer
- Bottle Rack and Egg Tray
- Two in One Shelf
- Tanked Water Dispenser
- Anti-Spill Shelves
- Bottle Rack
- Reversible Doors
- White
- mm: 596 w x 625 d x 1590 h

9



WV1600 W

Tall Refrigerator

- 220-240 v/50 Hz
- Reversible Doors
- 6 Freezer Compartments/ Drawers
- Fast Freeze
- Frontal Defrost Water Drain
- Alarm Light
- Interior Light
- White
- 596 w x 625 d x 1590 h

EXPORT COOKING



AKP207

Single Electric Oven

- 240 v/50 Hz
- Circa Fan Oven (A) Rated
- LCD Display with Clock & Deluxe Programmer
- Accurate Temperature Control
- Circa Fan Oven
- Single Variable Grill
- Fan Defrost
- Oven Light
- Protruding Control Knobs
- Wipe Clean Enamel Interior
- Double Glazed Door
- White or Stainless
- mm: 595 w x 564 d x 595 h



10



ADP 4601

Full Size Classic Electronic Dishwasher

- 230-240 v /50 Hz
- 6 Programs
- 5 Temperature Options
- Autoclean Filter
- Anti Flooding System
- Large 12 Place Setting Capacity
- Long Knife Rack & Long Stem Glass Supports
- Excellent Performance
- Encapsulated Stainless Steel Heating Element
- Energy Class: A
- Wash Performance: A
- White or Silver
- mm: 597 d x 596 w x 850-820h



VT265

Freestanding Microwave

- Jet Defrost
- 7 Power Levels
- 3D Emission System
- Microwave Power: 800 Watts
- Grill Power: 800 Watts
- Steam Function
- Turntable Diameter: 280 mm
- Interior: Magic Clean Non-Stick
- Black, Silver
- mm: 520 w x 436 d x 300 h

DISHWASHER



1000 Sawgrass Corporate Parkway, Suite 452 | Sunrise, FL 33323 | CapitolSupply.com

EXPORT WASHERS



11

3SWTW5205SQ

27" Super Capacity Top
Load Washer

- 220-240 v/50 Hz
- Wash Capacity: 8.2 - 11 kg
- 640 rpm Spin Speed
- Xtra Roll Action Agitator
- 3 Temperatures
- White
- mm: 680 w x 650 d 1080 h



3XWTW5905SW

27" Super Capacity Plus Top
Load Washer

- 220 v/50 Hz
- 3 Temperatures
- 9 Cycles
- Extra Roll Plus Agitator
- Fabric Softener and Bleach
Dispenser
- White
- mm: 686 w x 648 d x 1105 h

EXPORT WASHERS



12



3RLSQ8033SW

27" Super Capacity Plus
Top Load Washer

- 220-240 v/50 Hz
- Wash Capacity: 8 kg
- 8 Programs
- 650rpm Spin Speed
- Energy Rating: G
- mm: 686 w x 743 d x 1092 h



3XWTW5705SW

27" Super Capacity Plus
Top Load Washer

- 220-240 v/50 Hz
- Wash Capacity: 8.2 kg
- 2 Motor Speed
- 7 Cycle
- Rotary Knobs
- 650 Watts



2DWTW5405SQ

27" Super Capacity Plus
Top Load Washer

- 120 v/50 Hz
- Plug: US, Type B
- 7 Cycles
- 3 Wash Temperatures
- On and Off Buttons



EXPORT WASHERS



13



6ALSQ8000MW

27" Top Loader Washer

- 220-240 v/50 Hz
- Wash Capacity: 7.5 kg
- Water Usage 154 liter
- Direct Drive Transmission
- 8 Wash Programs
- Wool Washable Cycle
- Extra Rinse Cycle
- Extra Roll Surgilator
- Dual Wash Speed
- Quiet Wash System
- White
- mm: 685 w x 700 d x 1095 h



6ALBR6245MW

24" Top Loader Washer

- 220-240 v/50 Hz
- 6 Wash Programs
- Handwashable Cycle
- Dual Wash Speed
- Extra Rinse Cycle
- White
- mm: 610 w x 700 d x 1095 h



6ALSR7244MW

27" Top Loader Washer

- 220-240 v/50 Hz
- Wash Capacity: 7.5 kg
- 7 Wash Cycles
- Extra Roll Agitator
- Accuwash System
- Dual Wash Speed
- White
- mm: 685 w x 700 d x 1080 d

EXPORT WASHERS



14

AWOD4505

Front Load Washer

- 230-240 v/50 Hz
- Cotton, Synthetics, Delicates, Wool, Hand Wash, Quick Wash, Rinse & Spin and Drain
- Large 300mm Wide Porthole Door
- Wide 172° Door Opening Angle
- Energy Rating: A+
- White
- mm: 595 w x 540 d x 850 h



Admiral

3RATW3005TQ

27" Top Loading Washer

- 220-240 v/50 Hz
- 10 cycles
- Plastic Basket
- 2nd Rinse Option
- 2 Speed Motor
- Wash Capacity: 7.5 kg
- 5 Programs
- Adjustable Feet
- White
- mm: 686 w x 743 d x 1092 h



1000 Sawgrass Corporate Parkway, Suite 452 | Sunrise, FL 33323 | CapitolSupply.com

EXPORT WASHERS



15



3UMTW5955TW

27" Export Washer

- 220-240 v/50 Hz
- Four Position Water Temperature Control
- Four Level Water Saver Control
- Auto Bleach Dispenser
- 202 Agitator Arc
- Self-cleaning Lint System
- Extra Large, Durable Mattle Inner Wash Basket
- Large Easy-Load Lid Opening
- Unbalanced Load Compensator
- Wash Capacity: 10.1 kg
- White
- mm: 740 w x 710 d x 1080 h



6AMTW5455TQ

27" Large Capacity, Commercial-Grade Top Load Washer

- 220-240 v/50 Hz
- Wash Capacity: 7 kg
- Automatic Temperature Levels
- Wash Presets: Wool
- Activator Washing Method
- Fabric Softener and Bleach Dispenser
- White
- mm: 685 w x 690 d x 1080 h

6AMTW5555TQ

27" Large Capacity, Commercial-Grade Top Load Washer

- 220-240 v/50 Hz
- Wash Capacity: 8 kg
- Porcelain Drum
- Stainless Steel Agitator
- Triple Action Console Style
- 4 Temperatures
- Fabric Softener and Bleach Dispenser
- White
- mm: 685w x 690 d x 1080 h



EXPORT DRYERS



16



AWZ7303

Condenser Dryer

- 220-240 v/50 Hz
- Front Loading
- Plug: UK
- Large 6 kg Capacity
- Time Steered
- 4 Programs
- Right Reversible Door Hinge
- Energy Class: C
- White
- mm: 600 w x 596 d x 850 h



AWZ8678

Condense Dryer


- 6th Sense® Technology
- 7 kg Capacity
- Remaining Time Display
- Start Delay 1-12 h
- Auto Antcrease Function 60 minutes
- Drum Light
- Diagonal Airflow
- Top Tank, possible to connect to drainage
- Energy Class: B
- White
- mm: 600 w x 596 d x 855 h



EXPORT DRYERS



17



3RLEQ8033SW

- 27" Electric Dryer
- 220-240 v/50 Hz
- Sensory Drying
- Air Vented Drying System
- 8 Programs
- Energy Efficiency Rating: C
- Maximum Drying Capacity: 10 kg
- White
- mm: 686 w x 743 d x 1092 h



3XWED5705SW

- 27" Front Loading Dryer
- 220-240 v/50 Hz
- Side Swing Wide Opening
- Drying Type: Air Vented
- Dryer Capacity: 10.5 kg
- Heater Type: Electric
- Wrinkle Guard
- White
- mm: 685 w x 743 d x 910 h



3SWED5205SQ

- 27" Electric Dryer
- 230 v/50 Hz
- Dryer Capacity: 9 kg
- 180° Door Opening Angle
- 3 Temperature Settings
- 9 Programs
- 6th Sense
- Air Vented
- White
- mm: 736 w x 706 d x 913 h

EXPORT DRYERS



3ZMED5705TW

18

29" Export Dryer

- 220-240 v/50 Hz
- Auto Dry, Damp Dryer Options
- 3 Temperature Selections
- Wrinkles Release or Touch Up Options
- Drum Light
- Extra Large Capacity: 10.1 kg
- Lower Temperature
- End of Cycle Signal
- White with Metallic (High End)
- mm: 740 w x 710 d x 1090 h



3RMED4905TW


27" Front Loading Dryer

- 220-240 v/50 Hz
- Capacity: 10 kg of Laundry
- Programs: Auto Sense Dry, Timed Drying, Damp Dry, Crease Guard, Air Fluff
- Rear Vented
- Energy Efficiency: C
- White
- mm: 686 w x 743 d x 1100 h



EXPORT DRYERS

Admiral 



3RAED3005TQ

19

27" Front Loading Dryer

- 220-240 v/50 Hz
- Tumble Dryer
- Vented
- Automatic Sensor Drying
- Capacity: 7.5 kg
- 7 Cycles (Auto Sense Dry - Timed Drying - Damp Dry - Wrinkle Free - Heavy Dry- No Heat Fluff)
- Energy Rating: C
- Rear Air Venting
- White
- mm: 686 w x 743 d x 1092 h

GAS DRYER



3XWGD5705SW

27" Super Capacity Gas Dryer

- 220-240 v/50 Hz
- 5-Cycles
- Tumble Press
- 3 Temperatures
- Reversible Side Swing Door
- Rotary Control
- Large Side Swing Door
- Spill Guard Top
- Schuko Plug
- White
- mm: 686 w x 648 d x 1105 h

