



Series 930 Price List

September 2011



HOW TO ORDER

Toll Free 888.485.5001

Fax 954.485.0407





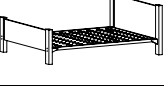
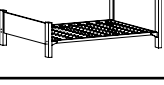
Website capitolsupply.com

Email sales@capitolsupply.com

930 Series Price List

2 of 14

September 2011

| Product | Item # | Description | Dimensions | List Price |
|--|----------------|--|-----------------------|------------|
|  | 930-1141 | Twin Headboard 3/3 | 42" w x 2" d x 42" h | \$186.34 |
|  | 930-1142 | Double Headboard 4/6 | 56" w x 2" d x 42" h | \$251.68 |
|  | 930-1143 | Queen Headboard 5/0 | 63" w x 2" d x 42" h | \$275.88 |
|  | 930-1144 | King Headboard 6/4 | 81" w x 2" d x 42" h | \$321.86 |
| | 930-EXTHBRD | Platform/Captain's Bed Headboard Extension | 40" w x 12" d x 20" h | \$96.78 |
| | 930-EXTHBRD-39 | Platform/Captain's Bed Headboard Extension | 43" w x 12" d x 25" h | \$96.78 |
|  | 930-1112-39 | Single Bunkable Bed with 39" x 80" wedgelock spring | 85" w x 40" d x 36" h | \$525.99 |
| | 440391 | Twin XL Solid Metal Bunkable Bed | 86" w x 40" d x 36" h | \$734.30 |
|  | CH1569 | Twin XL Bunkable Bed Footboard 25" h | 85" w x 39" d x 36" h | \$834.90 |
| | CFC6006 | Twin XL Captains Bed with Two Drawers * Optional Full Size Deck + \$295 * Optional Metal Spring + \$500 * Optional Pop Top Bed + \$500 | 84" w x 39" d x 24" h | \$701.80 |
| | CFC6005 | Twin XL Captains Bed with Four Drawers * Optional Full Size Deck + \$295 * Optional Metal Spring + \$500 * Optional Pop Top Bed + \$500 | 84" w x 39" d x 30" h | \$919.60 |
| | 930-1111HL | Loft Assembly with 76" Hook & Pin Stabilizer Rail | 82" w x 37" d | \$475.00 |
| | 930-1112HL | Loft Assembly with 80" Hook & Pin Stabilizer Rail | 82" w x 37" d | \$475.00 |

Minimum of 100 units per style. Add 4% for shrink wrap and 8% for carton pack.



1000 Sawgrass Corporate Parkway, Suite 452 | Sunrise, FL 33323 | capitolsupply.com
Toll Free 888.485.5001 | 954.485.5000 | Fax 954.485.0407 | sales@capitolsupply.com

930 Series Price List

3 of 14

September 2011

| Product | Item # | Description | Dimensions | List Price |
|---|---------------|---|-----------------------|------------|
| | 930-4032 HBD' | Bookcase headboard with open shelf in upper section, single drawer in lower section | 45" w x 12" d x 52" h | \$582.09 |
|  | 930-2211 | Underbed Storage Chest w/2 Drawers f/80" Deck Only | 80" w x 24" d x 9" h | \$493.70 |
|  | 930-2212 | Underbed Storage Chest w/4 Drawers f/80" Deck Only | 80" w x 24" d x 17" h | \$642.74 |
|  | 930-2213 | Stackable Underbed Storage 2 Drawers | 30" w x 22" d x 17" h | \$494.00 |
|  | 930-2215 | Underbed Storage 1 Drawer | 30" w x 22" d x 17" h | \$494.00 |
|  | 930-2001 | 2 Drawer Chest | 30" w x 19" d x 20" h | \$430.00 |
|  | 930-2002 | 3 Drawer Chest | 32" w x 19" d x 30" h | \$522.72 |
|  | 930-2003 | 4 Drawer Chest | 32" w x 19" d x 39" h | \$653.40 |
|  | 930-2004 | 5 Drawer Chest | 32" w x 19" d x 47" h | \$769.56 |
|  | 930-2005 | 6 Drawer Chest | 32" w x 19" d x 47" h | \$929.28 |
|  | 930-2111 | 6 Drawer Dresser | 48" w x 19" d x 30" h | \$855.47 |
|  | 930-2112 | 6 Drawer Dresser | 60" w x 19" d x 30" h | \$945.01 |

Minimum of 100 units per style. Add 4% for shrink wrap and 8% for carton pack.












1000 Sawgrass Corporate Parkway, Suite 452 | Sunrise, FL 33323 | capitolsupply.com
 Toll Free 888.485.5001 | 954.485.5000 | Fax 954.485.0407 | sales@capitolsupply.com

930 Series Price List

4 of 14

September 2011

| Product | Item # | Description | Dimensions | List Price |
|---|----------|---|-----------------------|------------|
|  | 930-5001 | Single Wardrobe | 24" w x 24" d x 72" h | \$750.20 |
|  | 930-5002 | Single Wardrobe with 1 Drawer | 24" w x 24" d x 78" h | \$1,157.20 |
|  | 930-5003 | Single Wardrobe with 2 Drawer | 24" w x 24" d x 78" h | \$1,236.40 |
|  | 930-5004 | Double Wardrobe *add KD to model # for collapsible version *Optional Mirror 16" w x 24" h + \$150 | 36" w x 24" d x 72" h | \$940.17 |
|  | 930-5005 | Double Wardrobe with 1 Drawer *Optional Mirror 16" w x 24" h + \$150 | 36" w x 24" d x 72" h | \$1,479.50 |
|  | 930-5006 | Double Wardrobe with 2 Drawer *Optional Mirror 16" w x 24" h + \$150 | 36" w x 24" d x 72" h | \$1,585.10 |
|  | 930-5007 | Double Wardrobe *Optional Mirror 16" w x 24" h + \$150 | 42" w x 24" d x 72" h | \$1,030.92 |
|  | 930-5008 | Double Wardrobe with 1 Drawer *Optional Mirror 16" w x 24" h + \$150 | 42" w x 24" d x 78" h | \$1,521.30 |
|  | 930-5009 | Double Wardrobe with 2 Drawer *Optional Mirror 16" w x 24" h + \$150 | 42" w x 24" d x 78" h | \$1,620.30 |
| | 930-5010 | Double Wardrobe Topper | 36" w x 24" d x 12" h | \$369.60 |
| | 930-5011 | Double Wardrobe Topper | 42" w x 24" d x 12" h | \$499.40 |

Minimum of 100 units per style. Add 4% for shrink wrap and 8% for carton pack.



1000 Sawgrass Corporate Parkway, Suite 452 | Sunrise, FL 33323 | capitolsupply.com
Toll Free 888.485.5001 | 954.485.5000 | Fax 954.485.0407 | sales@capitolsupply.com

930 Series Price List

5 of 14

September 2011

| Product | Item # | Description | Dimensions | List Price |
|---|----------|--------------------------------------|-----------------------|------------|
| | 930-2080 | 2 Drawer Wardrobe Insert Chest | 18" w x 18" d x 24" h | \$499.40 |
|  | 930-2081 | 3 Drawer Wardrobe Insert Chest | 18" w x 18" d x 30" h | \$316.80 |
| | 930-HD | Hinged Door Option f/ #2014 or #2015 | | \$350.90 |
| | 930-HD1 | Hinged Door Option | | \$330.00 |
| | 930-HD2 | Hinged Door Option f/ #2201 | | \$350.90 |
| | 930-HD3 | Hinged Door Option | | \$330.00 |
| | 930-PD | Pocket Door Option f/#2014 or #2015 | | \$562.10 |
| | 930-POS | Pull out TV Swivel f/ #2014 & #2015 | | \$135.52 |

Minimum of 100 units per style. Add 4% for shrink wrap and 8% for carton pack.



1000 Sawgrass Corporate Parkway, Suite 452 | Sunrise, FL 33323 | capitolsupply.com
Toll Free 888.485.5001 | 954.485.5000 | Fax 954.485.0407 | sales@capitolsupply.com

930 Series Price List

6 of 14

September 2011

| Product | Item # | Description | Dimensions | List Price |
|---|-----------|---|-----------------------|------------|
|  | 930-7011 | Nightstand with Single Drawer over Open Compartment | 20" w x 19" d x 24" h | \$317.02 |
|  | 930-7013 | Nightstand with 2 Drawers | 20" w x 21" d x 26" h | \$356.95 |
|  | 930-7014 | Nightstand with Single Drawer over Open Compartment | 20" w x 22" d x 30" h | \$314.60 |
|  | 930-7015 | Nightstand with Single Drawer over Door | 20" w x 23" d x 30" h | \$371.47 |
| | 930-7017 | Nightstand with 3 Drawers | 20" w x 24" d x 30" h | \$448.91 |
|  | 930-9001 | Framed Wall Mirror | 24" w x 1" d x 36" h | \$156.09 |
|  | 930-9001A | Framed Wall Mirror | 24" w x 1" d x 42" h | \$210.00 |
|  | 930-9002 | Framed Wall Mirror with attachment to Chest | 24" w x 1" d x 36" h | \$225.06 |
|  | 930-9002A | Framed Wall Mirror with attachment to Chest | 24" w x 1" d x 42" h | \$245.00 |
|  | 930-9003 | Framed Mirror | 18" w x 1" d x 56" h | \$278.30 |

Minimum of 100 units per style. Add 4% for shrink wrap and 8% for carton pack.









1000 Sawgrass Corporate Parkway, Suite 452 | Sunrise, FL 33323 | capitolsupply.com
Toll Free 888.485.5001 | 954.485.5000 | Fax 954.485.0407 | sales@capitolsupply.com

930 Series Price List

7 of 14

September 2011

| Product | Item # | Description | Dimensions | List Price |
|--|-----------|---|-----------------------|------------|
|  | 930-2015 | TV Armoire with 3 Drawers * Optional Doors + \$200 | 36" w x 24" d x 56" h | \$965.58 |
|  | 930-2016 | TV armoire with 4 Drawer | 55" w x 24" d x 62" h | \$2,049.30 |
|  | 930-2017 | TV Stand | 30" w x 24" d x 30" h | \$525.14 |
|  | 930-2101 | Entertainment Unit with 3 Drawers and 2 Adjustable Shelves | 30" w x 24" d x 78" h | \$1,337.60 |
|  | 930-2102 | Entertainment Unit with 3 Drawers and 2 Adjustable Shelves | 36" w x 24" d x 78" h | \$1,403.60 |
| | 930-5231D | Microwave Stand with Single Adjustable Shelf Behind Doors | 30" w x 24" d x 30" h | \$650.00 |
|  | 930-2201 | Computer Chest with 3 Drawers, Tray and 2 Adjustable Shelves * Optional Doors + \$200 | 36" w x 24" d x 78" h | \$1,285.02 |

Minimum of 100 units per style. Add 4% for shrink wrap and 8% for carton pack.



1000 Sawgrass Corporate Parkway, Suite 452 | Sunrise, FL 33323 | capitolsupply.com
Toll Free 888.485.5001 | 954.485.5000 | Fax 954.485.0407 | sales@capitolsupply.com

930 Series Price List

8 of 14

September 2011

| Product | Item # | Description | Dimensions | List Price |
|---|----------|--|-----------------------|------------|
|  | 930-3011 | Pedestal Desk with Panel End & 3 Drawers | 42" w x 24" d x 30" h | \$693.33 |
|  | 930-3012 | Pedestal Desk with Panel End & File Drawer | 42" w x 24" d x 30" h | \$790.90 |
|  | 930-3013 | Pedestal Desk with "H" Leg End & 3 Drawers | 42" w x 24" d x 30" h | \$698.17 |
|  | 930-3014 | Pedestal Desk with "H" Leg End & File Drawer | 42" w x 24" d x 30" h | \$741.40 |
|  | 930-3015 | Pedestal Desk with Panel End & 3 Drawers | 48" w x 24" d x 30" h | \$756.25 |
|  | 930-3016 | Pedestal Desk with Panel End & File Drawer | 48" w x 24" d x 30" h | \$779.90 |
|  | 930-3081 | Study Desk with Panel End | 36" w x 24" d x 30" h | \$503.80 |
|  | 930-3082 | Study Desk with Panel End | 36" w x 24" d x 30" h | \$503.80 |
|  | 930-3087 | Study Desk | 42" w x 24" d x 30" h | \$554.40 |
|  | 930-3088 | Study Desk with "H" Leg End | 42" w x 24" d x 30" h | \$589.27 |

Minimum of 100 units per style. Add 4% for shrink wrap and 8% for carton pack.



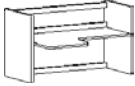
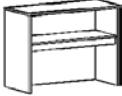






1000 Sawgrass Corporate Parkway, Suite 452 | Sunrise, FL 33323 | capitolsupply.com
Toll Free 888.485.5001 | 954.485.5000 | Fax 954.485.0407 | sales@capitolsupply.com

930 Series Price List

9 of 14

September 2011

| Product | Item # | Description | Dimensions | List Price |
|---|--------------|---|-----------------------|------------|
|  | 930-2113 | Credenza | 72" w x 24" d x 30" h | \$945.00 |
|  | 930-4001 | Desktop Bookshelf w/Single Shelf and Tackboard Back | 40" w x 11" d x 26" h | \$317.02 |
|  | 930-4002 | Desktop | 40" w x 11" d x 26" h | \$267.30 |
|  | 930-4003 | Desktop | 40" w x 11" d x 24" h | \$438.90 |
|  | 930-4031 | Freestanding Bookcase with 1 Adjustable Shelf | 36" w x 12" d x 30" h | \$306.13 |
|  | 930-4032 | Freestanding Bookcase with 2 Adjustable Shelves | 36" w x 12" d x 48" h | \$344.85 |
|  | 930-4033 | Freestanding Bookcase with 3 Adjustable Shelves | 36" w x 12" d x 60" h | \$605.00 |
|  | 930-4034 | Freestanding Bookcase with 4 Adjustable Shelves | 36" w x 16" d x 72" h | \$1,087.90 |
| | 930-8011 | Drop Lid Desk w/ 3 Drawers & 1 Adjustable Shelf | 30" w x 24" d x 78" h | \$1,219.68 |
|  | 930-8012 | Drop-Lid Desk w/ Double Doors & 1 Adjustable Shelf | 30" w x 24" d x 78" h | \$1,657.70 |
|  | 930-SC363055 | Study Carrel | | \$860.20 |

Minimum of 100 units per style. Add 4% for shrink wrap and 8% for carton pack.



1000 Sawgrass Corporate Parkway, Suite 452 | Sunrise, FL 33323 | capitolsupply.com
 Toll Free 888.485.5001 | 954.485.5000 | Fax 954.485.0407 | sales@capitolsupply.com

930 Series Price List

10 of 14

September 2011

| Product | Item # | Description | Dimensions | List Price |
|---|------------|------------------------|-----------------------|------------|
|  | 15-202020 | End Table | 20" w x 20" d x 20" h | \$225.42 |
|  | 15-232323 | End Table | 23" w x 23" d x 23" h | \$295.00 |
|  | 15-202020S | Sled Base End Table | 20" w x 20" d x 20" h | \$248.19 |
|  | 15-282820 | Corner Table | 28" w x 28" d x 20" h | \$314.23 |
|  | 15-282820S | Sled Base Corner Table | 28" w x 28" d x 20" h | \$346.10 |
|  | 15-481816 | Coffee Table | 42" w x 18" d x 16" h | \$277.79 |
|  | 15-481829 | Sofa Table | 48" w x 18" d x 29" h | \$339.27 |
|  | 15-363615 | Occasional Table | 36" w x 36" d x 15" h | \$455.00 |
|  | 15-422216 | Occasional Table | 42" w x 22" d x 16" h | \$359.00 |
|  | 15-481816S | Sled Base Coffee Table | 48" w x 18" d x 16" h | \$299.43 |
|  | 15-481829S | Sled Base Sofa Table | 48" w x 18" d x 29" h | \$356.36 |

Minimum of 100 units per style. Add 4% for shrink wrap and 8% for carton pack.



1000 Sawgrass Corporate Parkway, Suite 452 | Sunrise, FL 33323 | capitolsupply.com
Toll Free 888.485.5001 | 954.485.5000 | Fax 954.485.0407 | sales@capitolsupply.com

930 Series Price List

11 of 14

September 2011

| Product | Item # | Description | Dimensions | List Price |
|---|-----------|--------------------|-----------------------|------------|
|  | 15-26D40 | Round Apron Table | 26" w x 26" d x 40" h | \$415.00 |
|  | 15-30D30 | Round Apron Table | 30" w x 30" d x 30" h | \$423.52 |
|  | 15-36D30 | Round Apron Table | 36" w x 36" d x 30" h | \$423.52 |
|  | 15-42D30 | Round Apron Table | 42" w x 42" d x 30" h | \$533.96 |
|  | 15-48D30 | Round Apron Table | 48" w x 48" d x 30" h | \$606.83 |
|  | 15-54D30 | Round Apron Table | 54" w x 54" d x 30" h | \$752.55 |
|  | 15-60D30 | Round Apron Table | 60" w x 60" d x 30" h | \$766.22 |
|  | 15-303030 | Square Apron Table | 30" w x 30" d x 30" h | \$281.22 |
|  | 15-363630 | Square Apron Table | 36" w x 36" d x 30" h | \$405.31 |
|  | 15-424230 | Square Apron Table | 42" w x 42" d x 30" h | \$533.96 |
|  | 15-484830 | Square Apron Table | 48" w x 48" d x 30" h | \$569.25 |
|  | 15-606030 | Square Apron Table | 60" w x 60" d x 30" h | \$628.45 |

Minimum of 100 units per style. Add 4% for shrink wrap and 8% for carton pack.







1000 Sawgrass Corporate Parkway, Suite 452 | Sunrise, FL 33323 | capitolsupply.com
Toll Free 888.485.5001 | 954.485.5000 | Fax 954.485.0407 | sales@capitolsupply.com

930 Series Price List

12 of 14

September 2011

| Product | Item # | Description | Dimensions | List Price |
|---|-----------|-------------------------|-----------------------|------------|
|  | 15-304830 | Rectangular Apron Table | 30" w x 48" d x 30" h | \$413.28 |
|  | 15-306030 | Rectangular Apron Table | 30" w x 60" d x 30" h | \$587.47 |
|  | 15-307230 | Rectangular Apron Table | 30" w x 72" d x 30" h | \$498.66 |
|  | 15-364830 | Rectangular Apron Table | 36" w x 48" d x 30" h | \$541.93 |
|  | 15-366030 | Rectangular Apron Table | 36" w x 60" d x 30" h | \$587.47 |
|  | 15-367230 | Rectangular Apron Table | 36" w x 72" d x 30" h | \$635.28 |
|  | 15-369630 | Rectangular Apron Table | 36" w x 96" d x 30" h | \$680.82 |
|  | 15-486030 | Rectangular Apron Table | 48" w x 60" d x 30" h | \$628.45 |
|  | 15-487230 | Rectangular Apron Table | 48" w x 72" d x 30" h | \$637.56 |
|  | 15-489630 | Rectangular Apron Table | 48" w x 96" d x 30" h | \$687.65 |

Minimum of 100 units per style. Add 4% for shrink wrap and 8% for carton pack.



1000 Sawgrass Corporate Parkway, Suite 452 | Sunrise, FL 33323 | capitolsupply.com
Toll Free 888.485.5001 | 954.485.5000 | Fax 954.485.0407 | sales@capitolsupply.com

930 Series Price List

13 of 14

September 2011

| Product | Item # | Description | Dimensions | List Price |
|--|--------|--|-------------------------|------------|
|  | 7618 | Arm Chair with legs | 22.5" w x 23" d x 38" h | \$365.00 |
|  | 7619 | Side Chair with legs | 18.5" w x 23" d x 38" h | \$335.00 |
|  | 100 | Side Chair with sled base | 19" w x 23" d x 38" h | \$350.00 |
|  | 101 | Arm Chair with sled base | 21" w x 23" d x 38" h | \$375.00 |
|  | 600 | Side Chair with 2-position sled base (uph) | 19" w x 24" d x 31.5" h | \$365.00 |
| | 600W | 2 Position Side Chair with Wood Seat | 22" w x 20" d x 32" h | \$316.50 |
|  | 601 | Arm chair with 2-position sled base | 21" w x 24" d x 31.5" h | \$385.00 |

Minimum of 100 units per style. Add 4% for shrink wrap and 8% for carton pack.












1000 Sawgrass Corporate Parkway, Suite 452 | Sunrise, FL 33323 | capitolsupply.com
Toll Free 888.485.5001 | 954.485.5000 | Fax 954.485.0407 | sales@capitolsupply.com

930 Series Price List

14 of 14

September 2011

| Product | Item # | Description | Dimensions | List Price |
|---|------------|---|---------------------------|------------|
|  | 930-2730FU | Guest Chair | 32.5" w x 30" d x 32.5" h | \$1,875.00 |
|  | 930-5030FU | Loveseat | 51.5" w x 30" d x 32.5" h | \$2,775.00 |
|  | 930-7030FU | Sofa | 71" w x 30" d x 32.5" h | \$3,185.00 |
|  | 930-2729OA | Open Arm Chair | 26.75" w x 29" d x 23" h | \$1,575.00 |
|  | 930-5129OA | Open Arm Two Seat Sofa | 51.2" w x 29" d x 23" h | \$2,350.00 |
|  | 930-7629OA | Open Arm Three Seat Sofa | 75.5" w x 29" d x 23" h | \$2,684.50 |
|  | 930-2729SB | Open Arm Chair with Sled Base | 26.75" w x 29" d x 23" h | \$1,675.00 |
|  | 930-5129SB | Open Arm Two Seat Sofa with Sled Base | 51.2" w x 29" d x 23" h | \$2,550.00 |
|  | 930-7629SB | Open Arm Three Seat Sofa with Sled Base | 75.5" w x 29" d x 23" h | \$2,985.00 |

Minimum of 100 units per style. Add 4% for shrink wrap and 8% for carton pack.



1000 Sawgrass Corporate Parkway, Suite 452 | Sunrise, FL 33323 | capitolsupply.com
Toll Free 888.485.5001 | 954.485.5000 | Fax 954.485.0407 | sales@capitolsupply.com